



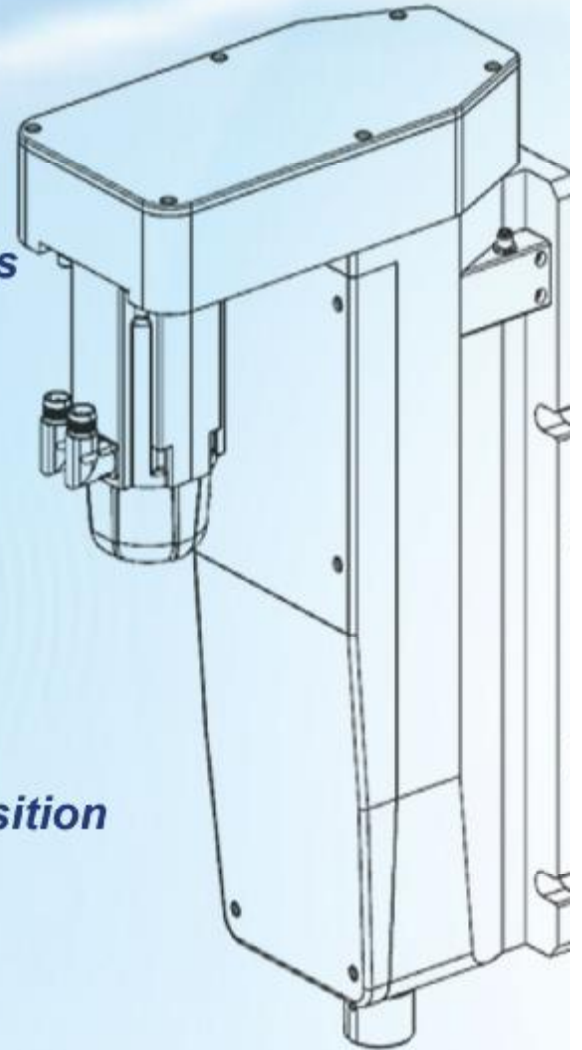
makina&otomasyon
Sibernetik

A Brand New Product
For Assembly and Pressing Applications

High Precision,
Servo-Driven Design

Higher Quality Control
Possibilities with Complete Data Acquisition

System Analyze
Instantaneous Load and Position Control & Data Evaluation



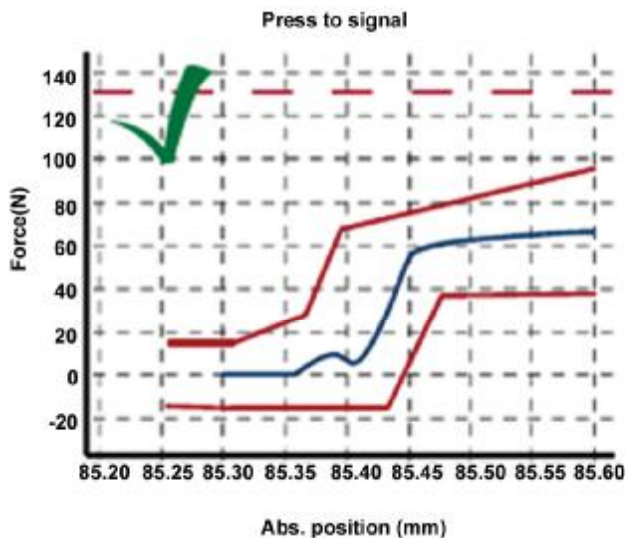
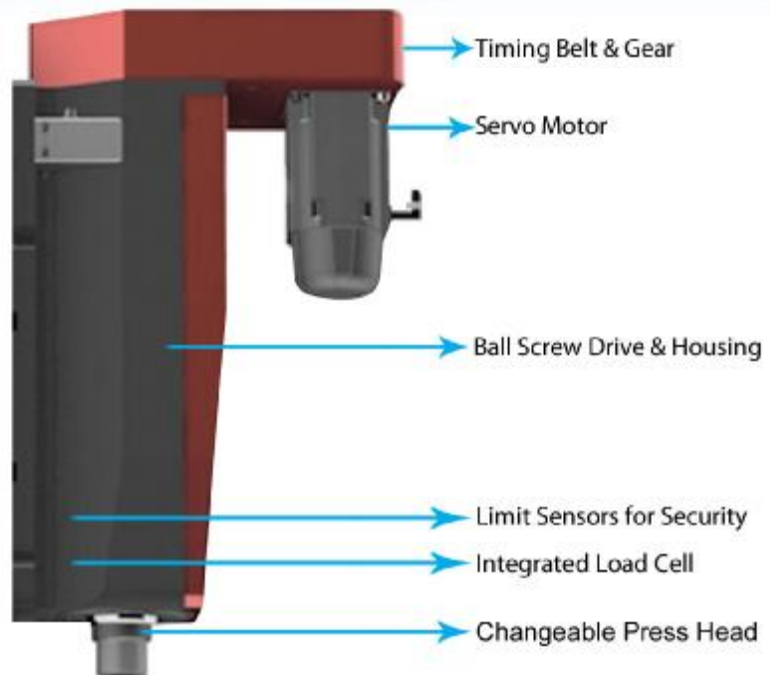
ElectroPress
SPE-SERIES

The Way We Design

STANDARD SERIES

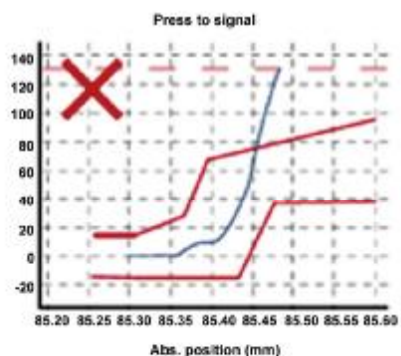
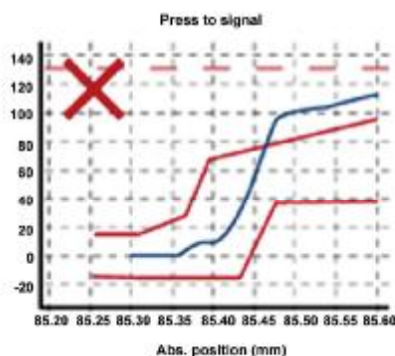
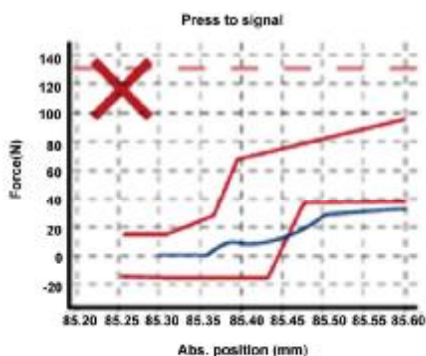
SPE Standard Series

ElectroPresses offer different options of load and stroke ranges «C» mounted servo motor, represents a compact design even at high load values and greater strokes. Connected to a ball screw by a timing belt and gear, ElectroPress provides great load and position accuracy and higher efficiency.



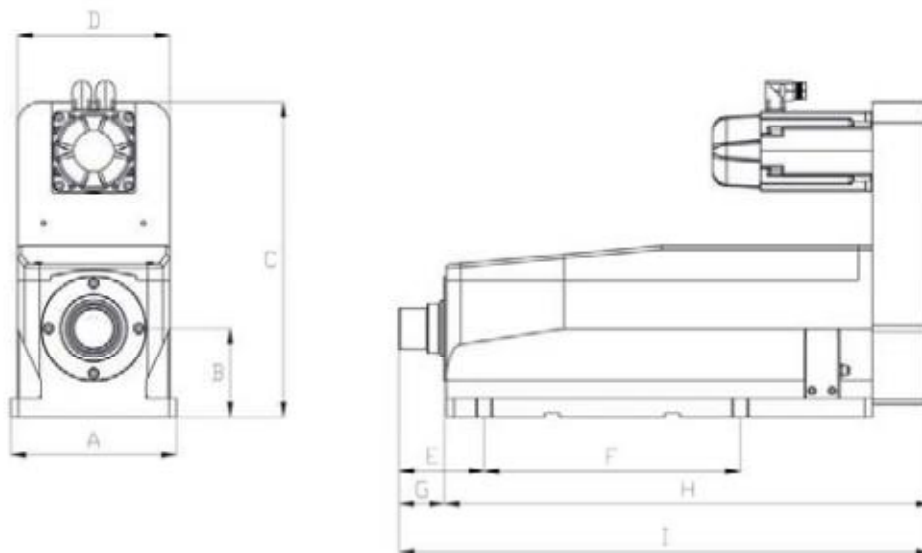
USER - FRIENDLY SOFTWARE

Standard series ElectroPresses are supplied with an embedded user-friendly software which allows everybody to create the needed cycle, no matter he/she is a programming specialist or not. Our embedded software enables instantaneous evaluation of the cycle parameters throughout the cycle and creates graphs at the end of each cycle. You can also reach the last 20,000 cycle results with the excellent data storing capability of the ElectrPress.



SPE-Series ElectroPress Specifications

Model		SPE-1000	SPE-3000	SPE-5000
Pressing Capacity	Maximum	10 KN (1 t)	30 KN (3 t)	50 KN (5 t)
	Allowed Range	800 – 10000N	1000 – 30000N	1500 – 50000N
	Minimum Sensible	800N	1000N	1500N
Ram Stroke	Maximum	240 mm	240 mm	240 mm
	Increments	1N	1N	1N
Active Ram Stroke	Maximum	220 mm	220 mm	220 mm
	Increments	0,001mm	0,001mm	0,001mm
Ram Speed	Maximum	150 mm/s	150 mm/s	150 mm/s
	Pressing	0 - 30 mm/s	0 - 30 mm/s	0 - 30 mm/s
Pressing Program Modes	Free Run	Target: Distance Set: Speed Direction: Up/Down	Target: Distance Set: Speed Direction: Up/Down	Target: Distance Set: Speed Direction: Up/Down
	Approaching	Target: Distance / Load Set: Speed Control: Distance, Load Direction: Up, Down	Target: Distance / Load Set: Speed Control: Distance, Load Direction: Up, Down	Target: Distance / Load Set: Speed Control: Distance, Load Direction: Up, Down
	Pressing	Target: Distance / Load Set: Speed Control: Distance, Load Direction: Up, Down	Target: Distance / Load Set: Speed Control: Distance, Load Direction: Up, Down	Target: Distance / Load Set: Speed Control: Distance, Load Direction: Up, Down
Repeatability		0,01mm	0,01mm	0,01mm
Weight		50 kg	70 kg	120 kg

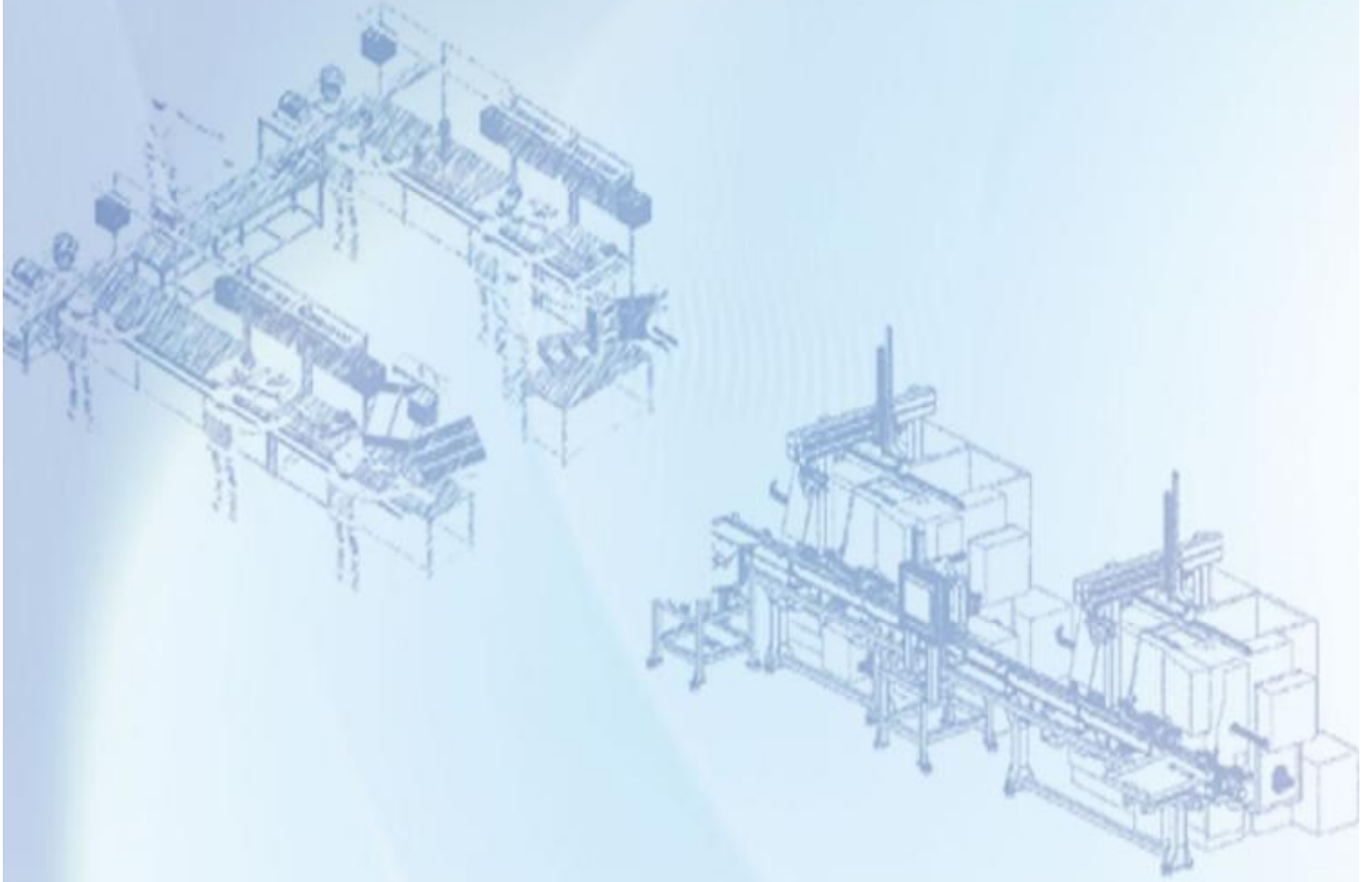


SERIES	A	B	C	D	E	F	G	H	I
SPE-1000	140	78	354	122	92	340	63	567	630
SPE-3000	220	117	419	202	113	340	63	644	707
SPE-5000	252	135	467	234	128	340	63	712	775

makina&otomasyon
Sibernetik
www.sibernetik.com.tr

SİBERNETİK Industrial Machinery &

Automation System Building



We Build on Your Needs

Address
Üçevler Mh. Beşevler Küçük San. Sit.
16. Sk. 25/A Blok No.51
Nilüfer - BURSA / TÜRKİYE
Phone : +90 224 443 51 77 - 78
Fax : +90 224 443 51 79
E-Mail : info@sibernetik.com.tr